


ADJUSTMENT OF WIND BLADE ANGLE FOR WIND POWER GENERATION



How Wind Blades Work. Wind turbine blades transform the wind's kinetic energy into rotational energy, which is then used to produce power. The fundamental mechanics of wind turbines is straightforward: as the wind moves across the surface of the blade, it causes a difference in air pressure, with reduced pressure on the side facing the wind and greater ???



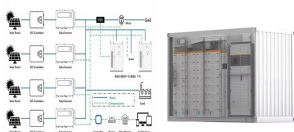
Active yaw control (AYC) involves deliberately misaligning the yaw direction of wind turbines from the wind direction to minimize energy losses caused by wake effects and reduce power ???



Power generated from wind turbine increases with increasing blade angle due to the increase in air??? velocity impact on the wind turbine blade. For blade angle change from 20? to 60?, the



Rolan et al. (2009) reported the implementation of a MPPT system by simple speed adjustment of the wind turbine. Aliprantis et al. (2000) which is function of both the tip speed ratio and the blade collective pitch angle, ??. The wind power output is given by, Vepa R (2013) Chapter 4 on Wind power generation and control. In: Vepa R (ed



The author presents a concept for a vertical axis wind turbine that utilizes each blade's entire rotational cycle for power generation. Each blade has its own vertical axis of rotation and is constrained to rotate at the rate of one half of a revolution per full revolution of the rotor.

ADJUSTMENT OF WIND BLADE ANGLE FOR WIND POWER GENERATION



Blade pitch angle regulation is an effective approach to enhance the performance of H-type Darrieus Vertical Axis Wind Turbines (VAWTs). Improving the blade interaction with the wind for this type of rotor is a challenging task, especially in unsteady wind conditions. This paper presents a novel hybrid approach that integrates fixed and variable ???



the speed of the turbine blade by adjusting the turbine blade angle. Adjustment of the blade is also referred to as "Pitch adjustment" while control of the turbine rotation is known as "Yaw adjustment". The aim of pitch control is to ensure that the blade is maintained at optimum angle to achieve certain rotor speeds or output power.



The pitch system adjusts the angle of the wind turbine's blades with respect to the wind, controlling the rotor speed. By adjusting the angle of a turbine's blades, the pitch system controls how much energy the blades can extract. The large diameter of the ring allows the generator to create a lot of power when turning at the same speed as



Substantial research has been conducted on pitch angle adjustment for VAWTs. Rezaeiha and Chen [11, 12] studied the flow field and load changes of wind turbines via CFD at $7^\circ < \theta < 3^\circ$ and $10^\circ < \theta < 10^\circ$, respectively. Wind turbine performance can be improved locally by changing the pitch angle, and an optimal fixed pitch angle maximizes the output power ???



The original purpose of pitch angle adjustment is to improve the output power coefficient of the VAWT, which is directly related to the tangential force of the blade. The pitch ???

ADJUSTMENT OF WIND BLADE ANGLE FOR WIND POWER GENERATION



Furling decreases the angle of attack, causing the edge of the blade to face the oncoming wind. Pitch angle adjustment is the most effective way to limit output power by changing aerodynamic force on the blade at high wind ???



The MPPT control strategy generally aims to extract the maximum available power in the wind and run the generator at its optimum speed by adjusting the rotational speed of the wind turbine for any



sists of cupped blades that catch the wind to generate power (see Fig. 1). Power generation is possible because of blade geometry ??? the cupped blades have a higher drag coefficient when moving with the wind than when moving against the wind. The difference between the torque on the blades trav-



can be seen from Figure 5 that under the 6-7m/s wind speed condition, the blades of the normal pitch system have been kept at 0, and the "small wind" is added. The pitch angle after "Pitching Strategy" will automatically adjust as the wind speed changes. Figure 5. Pitch angle change Figure 6 is a graph of the wind turbine power change



The generator speed, blade angle adjustment, and overall rotation of the wind turbine can all be controlled. At high wind speeds, pitch angle adjustment is the most effective approach to reduce output power by adjusting the aerodynamic force on the blade. Pitching is the process of altering the angle of the turbine blades to maximize

ADJUSTMENT OF WIND BLADE ANGLE FOR WIND POWER GENERATION



A detailed review of the current state-of-art for wind turbine blade design is presented, including theoretical maximum efficiency, propulsion, practical efficiency, HAWT blade design, and blade loads. The review provides a complete picture of wind turbine blade design and shows the dominance of modern turbines almost exclusive use of horizontal axis rotors. The ???



A wind turbine blade is an important component of a clean energy system because of its ability to capture energy from the wind. The power that a wind turbine extracts from the wind is directly



As we know, power optimization for wind turbines has great significance in the area of wind power generation, which means to make use of wind resources more efficiently. Especially nowadays, wind power generation has become more and more important. Generally speaking, many parameters could be optimized to enhance power output, including blade pitch ???



Resigning from the third blade in the wind turbine in favor of the blade angle adjustment mechanism, it is possible to achieve a higher rotational speed of the turbine, and thus to use a cheaper generator with a smaller number of pole pairs. The DC brush motor with permanent magnets used in the model as a generator proved its usefulness.



The aerodynamic performance of the small wind turbine prototype could be evaluated by comparing the power available in the wind and the useful power delivered from the wind turbine. Using the three variables obtained from the wind convertor system, it was possible to calculate these values and establish a correlation between the variation of the blade pitch ???

ADJUSTMENT OF WIND BLADE ANGLE FOR WIND POWER GENERATION



Performance enhancement of horizontal axis wind turbine with circular arc blade section has been investigated both experimentally and computationally using upstream and downstream winglet configurations. A computational study is performed for a three-blade rotor of 0.5-m-diameter in ANSYS Fluent to identify the optimum values for cant angle and twist angle. ???



For comparison, a vertical-axis industrial wind generator with a nominal power of 4 kW was chosen, the instantaneous power data depending on the wind speed were taken from the literature [27], and



This manuscript delves into the transformative advancements in wind turbine blade technology, emphasizing the integration of innovative materials, dynamic aerodynamic designs, and sustainable manufacturing practices. Through an exploration of the evolution from traditional materials to cutting-edge composites, the paper highlights how these developments ???



In order to optimize the power curve of the wind turbine, the blade angle must always be adjusted according to the wind speed. The rotor blade angle can be adjusted using electric or hydraulic drives. Schaeffler offers bearing supports for both systems.



Wind turbines convert the kinetic energy in the wind to mechanical power [1, 2], where wind is caused by the uneven heating of the earth's surface and rotation of the Earth. Wind turns blades [3, 4], which spin the shaft in a rotor. The rotor spins a generator, which is used to convert the mechanical power into electricity.

ADJUSTMENT OF WIND BLADE ANGLE FOR WIND POWER GENERATION



Purpose The purpose of this paper is to thoroughly investigate the aerodynamic effects of blade pitch angle on small scaled horizontal axis wind turbines (HAWTs) using computational fluid dynamics




sists of cupped blades that catch the wind to generate power (see Fig. 1). Power generation is possible because of blade geometry ??? the cupped blades have a higher drag coefficient when moving with the wind than when moving against the wind. The difference between the torque on the blades trav-



Mentioning: 5 - As we know, power optimization for wind turbines has great significance in the area of wind power generation, which means to make use of wind resources more efficiently. Especially nowadays, wind power generation has become more and more important. Generally speaking, many parameters could be optimized to enhance power output, including blade pitch ???



In order to optimize the power curve of the wind turbine, the blade angle must always be adjusted according to the wind speed. The rotor blade angle can be adjusted using electric or hydraulic drives. Schaeffler offers bearing supports for both systems.



angle adjustment based on the obtained prediction model. Our research results indicate that power output could be enhanced by adjusting pitch angle appropriately. Keywords: power optimization; wind turbines; pitch angle adjustment; stacking 1. Introduction As a clean and renewable energy, wind energy has been widely used by humankind in many

ADJUSTMENT OF WIND BLADE ANGLE FOR WIND POWER GENERATION



This paper presents a review of the power and torque coefficients of various wind generation systems, which involve the real characteristics of the wind turbine as a function of the generated power. The coefficients are described by mathematical functions that depend on the tip speed ratio and blade pitch angle of the wind turbines. These mathematical functions ???