

BMS OVERCHARGE PROTECTION GUYANA



What is BMS overvoltage protection? In the realm of electrical systems, BMS overvoltage protection stands as a pivotal measure to ensure the safety of equipment, systems, and personnel. Elevated voltage levels can lead to severe damage and safety hazards, underscoring the critical importance of implementing appropriate overvoltage protection measures.



What is the working principle of BMS for overcurrent protection? The following is the working principle of BMS for overcurrent protection: 1. Current monitoring: The BMS employs current sensors for actively monitoring the real-time current within the battery pack. These sensors are typically constructed based on the principle of current Hall effect or resistance.



Why is overcharge protection important? Thus, overcharge protection is vital for maintaining battery safety. PCMs protect against overcurrent and short circuits by monitoring the battery's temperature and interrupting the circuit when necessary. Excessive current flow can cause the battery to overheat, posing a risk of fire.



How a battery Protection Board works for overcurrent protection? Here is how the battery protection board works for overcurrent protection: 1. Current monitoring: The battery protection board is connected to the positive and negative terminals of the battery pack and monitors the flow of current in real-time by means of a current sensor or current measurement circuit.



What if a battery has a 100A BMS? For example, if a battery is equipped with a 100A BMS, this means the maximum allowable current is 100 amps. If the current exceeds this limit, say, it reaches 200A, the BMS will automatically disconnect the battery to prevent overcurrent damage and protect both the battery and connected devices.

BMS OVERCHARGE PROTECTION GUYANA



Can a 100A BMS be paired with a 24v battery? A 100A BMS paired with a 24V battery would almost meet your 2500W load requirement but not quite. For a 48V battery, it would exceed that requirement. In any case, the BMS must always be rated for the same voltage as your battery pack (12V, 24V, or 48V). Let's say your battery pack has a 100Ah capacity and a 0.2C C-rate.



BMS technology protects lithium-ion or LFP batteries from short circuits, overcharging, and over-discharging. This guide reveals what a battery management system is and the popular solar generators with advanced BMS technology. It has built-in 12 layers of BMS protection to protect the battery against overvoltage, short circuit, undercharge



ANMBEST 13S 48V 35A PCB BMS Protection Board Li-ion Lithium Battery Charger Lipo Cell Module with Balance for Battery Cell Pack. Specification: Condition: Brand New Model: TK14S40A-10M/V1 Single Overcharge Protection Voltage: $5.24 \pm 0.025V$ Single Overcharge Release Voltage: $4.19 \pm 0.05V$ Rated Charging Current:



1/4 Overcharge Protection? 1/4 ? : 1/4 ? BMS ???, BMS , ??? ? 1/4 ? BMS ,,



A Battery Management System (BMS) monitors cell voltage, temperature, and state of charge while providing protections against overcharging, over-discharging, short circuits, and thermal runaway. This ensures safe operation and longevity of lithium battery systems. In the realm of modern battery technology, ensuring the safety and efficiency of batteries is crucial. ???

BMS OVERCHARGE PROTECTION GUYANA



Shop Lithium Battery Protection Board, 13S 48V 20A Li-ion Cell Protection Board 18650 Battery Protection BMS PCB Board with Balance Function, Support Overcharge/Over-discharge/Short ???



I am tired of BMS that doesn't work the way I want, so I have decided to made my own BMS. When OC protection is activated on a cell I suppose that MMBT3904 stay activated to allow the BMS to balance the charge and the HY2213 IC must protect this cell draining some current through the 2x150R resistors. It also happens when the OD protection



2S BMS:Charging Voltage:8.4V-9V; Maximum Working Current: 8A;High-Accuracy Voltage Detection Circuit, Fine Workmanship and Reliable Quality, Effective Life Greater Than 50000 hours ; Protection: Over-Discharge Protection, Overcurrent Protection, Overcharge Protection, Short Circuit Protection



Overvoltage protection and undervoltage protection are essential features in battery management systems (BMS) designed to maintain battery health and safety. Overvoltage protection prevents batteries from ???



2Pcs 4S 14.4V 14.8V 16.8V 5A 18650 Li-ion Lithium Battery Charger Protection Board Overcharge Protection BMS PCB Circuit Module . Brand: daier. 5.0 5.0 out of 5 stars 4 ratings | Search this page . \$8.99 \$ 8. 99 \$4.50 per Item (\$4.50 \$4.50 / Item) Get Fast, Free Shipping with Amazon Prime.



P- to B- is a short normally(by default) this BMS opens the switch/MOSFETs in case of an overcharge or over-discharge or short circuit event. No, this BMS board does not have a TP4056 charger IC on it. Because the BMS board does not charge. we need a CC/CV li-ion

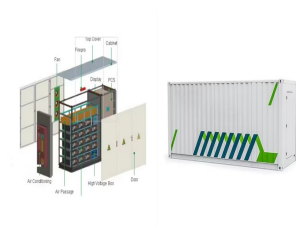
BMS OVERCHARGE PROTECTION GUYANA

charging adapter for that.

BMS OVERCHARGE PROTECTION GUYANA



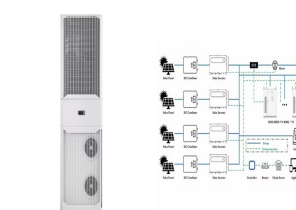
1S 12A Li-ion 1S 12A 3.6V BMS comes with over-charge, over-discharge, over-current, and short circuit protection. MOS transistor can control the battery charge and discharge, Built-in three-stage over-current detection circuit, for 3.6 V Li-ion batteries.



The overcharge protection circuits were essentially where the idea of a BMS first emerged. The early 1990s saw the commercialization of lithium-ion batteries, which was a significant turning point in BMS's history. and overheating. For example, if the voltage across a cell surpasses a specific threshold, indicating overcharging, the BMS may



Something that i believe is required if you want to get a device approved for sale is multiple protection devices for lithium charging. Consequences of over charging lithium's is almost certainly a fire, made a couple of lithium devices for clients and I have always used protected cells with inbuilt bms, added a slightly higher voltage s-8211 and mosfets before the cell and then ???




This is a 2S 8A 7.4v balanced 18650 lithium ion lithium battery BMS charger protection board, current limiting protection about 10A. Short Circuit Protection: Protection, disconnect load delay self-recovery. Note: All the protection boards are connected to the battery in an unstable state. Some of them are always in a protected state.



In the realm of electrical systems, BMS overvoltage protection stands as a pivotal measure to ensure the safety of equipment, systems, and personnel. Elevated voltage levels can lead to severe damage and safety ???

BMS OVERCHARGE PROTECTION GUYANA



About. This Battery Management System (BMS) PCB Kit features overcharge and overdischarge protection to extend battery life, cell balancing for optimized performance, temperature monitoring to ensure safe operation, power monitoring for real-time energy efficiency, and a compact design suitable for various applications.




BMS function (1) Perception and measurement Measurement is to sense the status of the battery. This is the basic function of BMS, including the measurement and calculation of some indicator parameters, including voltage, current, temperature, power, SOC (state of charge), SOH (state of health), SOP (state of power), SOE (state of energy).. SOC can be generally understood as ???



A BMS makes sure each cell in the battery remains within safe limits. A well-designed battery management system can help maximize lifetime, and ensure safe operation over a wide range of conditions. Lithium battery ???



Buy 3Pcs 6S 18650 Li-Ion Lithium Battery PCB Protection Board 24V 40A Solar Lighting BMS PCB with Circuit Balanced Protection Module Cell Charging Module with Balance Function for Drill Motor: Power Converters - Amazon FREE DELIVERY possible on eligible purchases 40A Overcharge detection voltage: $4.25 \pm 0.025V$ Overcharge protection delay



No. A BMS is not a charger. If the pack has 2.7V per cell and you connect 4.2V per cell to BMS, only the series resistance of batteries and BMS are limiting the current and most likely current exceeds safe battery charging current and hopefully the BMS overcurrent protection shuts down the charging.

BMS OVERCHARGE PROTECTION GUYANA



Specifications: 3 strings: 3 18650 batteries or polymer lithium batteries in series Polymer battery rated voltage: 10.8V Rated voltage of 18650 or 3.7V lithium battery: 11.1V After the lithium battery is fully charged, the voltage is 12.6V. ???



The overcharge protection circuits were essentially where the idea of a BMS first emerged. The early 1990s saw the commercialization of lithium-ion batteries, which was a significant turning point in BMS's history. and overheating. For ???



Overcharge Protection. During the charging process, lithium battery PCMs prevent the cell voltage from exceeding 4.25V. Overcharging can cause the anode structure to collapse, leading to short circuits and potential fires due to rising temperatures and the formation of hard crystals. Thus, overcharge protection is vital for maintaining battery



3S 4A Li-ion Li-Po Cylindrical prismatic Lithium polymer battery 3 cell PCB module board short circuit overcharge protection BMS . Specifications: Model: HX-3S-03. For lithium battery operating voltage: 10.8V~12.6V. ???



The protection board is for 10 series cell lithium Lithium ion battery, it can be used for 3.7V ternary battery, acid manganese battery and cobalt acid battery. It has balance function which would ensure each battery cell being fully charged at same time. Support overcharge protection, over discharge protection and short circuit protection.



Dedicated to BMS overcurrent protection for high-capacity and high-power automotive and industrial applications, we offer BMS solutions including complete chipsets, software, and functional safety documentation.