




COMPONENTS OF THE ENERGY STORAGE WELDING GUN




How to connect a welding gun with automatic stud loading? When connecting a welding gun with automatic stud loading, the pneumatic connections on the sorter and welding gun must be checked. The instructions and information required for this are found in the specific devices??? operating manuals. Make sure that the electrical and, if present, pneumatic line routing poses no danger of people tripping.




Can electron beam welding gun have replaceable feed-through insulators? Some new solutions related to parts of the electron beam welding gun are also offered. The authors present results of development of the electron gun with replaceable feed-through insulators. A 24 kW EB welding gun with designed replaceable insulators is fabricated in BARC.



Which welding technology is suitable for repairing a faulty electrical circuit? The second option is deposition welding which offers flexible solutions for the repairing technology. The use of electron beam technology is particularly suitable for this purpose. The exactly reproducible adjustability of the parameters makes possible a dosed power input.




What are the requirements for inspecting welding devices? The requirements for inspecting welding devices are specified in EN 60974-4(DIN VDE 0544-4) 2017-05 Arc welding equipment - Part 4: Periodic inspection and testing. Defective components and cleaning tasks inside the INTRA 2100/1400 require the welding device to be dismantled.



Can Universal electron beam welding machines be used in surface processing? Especially, the availability of universal electron beam welding machines created the revolution in the area of electron beam welding and materials processing. These machines provide illimitable possibilities of their use in the surface processing. The examples presented in this paper are selective.

COMPONENTS OF THE ENERGY STORAGE WELDING GUN



If the base material is less than 1.0mm, the M10 energy storage stud can be welded normally. 4. Suggestion The most reasonable choice is to use QZ132 energy storage stud welding machine when the thickness of the base material is less than 2.5mm and the size of the energy storage welding stud is less than M8.



(5) According to the magnitude of the pressurization force of the spot welding gun, it can be divided into light-duty welding guns and heavy-duty welding guns. Generally, spot welding guns with electrode pressure above 450kg are referred to as heavy-duty welding guns, while those below 450kg are referred to as light-duty welding guns.



Components of a Spot Welding Machine. Main components of the equipment: The whole machine includes: welding host (body), flexible welding cylinder, AC welding power supply and control system, upper and lower electrode parts, water cooling system, safety mechanism, etc. (1) Welding host (body): adopts our company's mature welding frame to ???



welding machines, DC welding machines as possible as y ou can. In semiautomatic or automatic wire welding, the electrode, electrode reel, welding head, nozzle or semiautomatic welding gun are also electrically "hot". Always be sure the work cable makes a good electrical connection with the metal being welded. The connection



The line of Capacitor Discharge stud welding equipment from Nelson (R) represents state-of-the-art technology for small diameter fastening to light gauge metals. Three different model offerings allow for the most economical solution to application demands. The microprocessor-controlled system achieves maximum weld control and operator safety.

COMPONENTS OF THE ENERGY STORAGE WELDING GUN



Energy storage welding refers to a sophisticated welding technique that harnesses stored electrical energy for the joining of materials, primarily metals. The mechanical framework underpinning energy storage welding involves several components working harmoniously to ensure efficiency and effectiveness. At the core of this process is the



Welding guns are made up of several different parts, all of which can be replaced if necessary. The most common parts that need to be replaced are the contact tip, nozzle, and diffuser. The contact tip is the part of the gun that actually touches the welding wire and conducts the electrical current.



a typical electron gun. The first figure above (Figure 1), is an exhibit of a typical electron gun. Figure 2 below is a 3D model, with a cross-section of a typical electron gun with the elements labeled. Figure 3 below is a simplified schematic of the electron gun components and applied voltages. Figure 4 shows a schematic



Welding torch or gun: This is the device that delivers the heat source to the workpiece. It can be a gas torch, an arc electrode, a resistance electrode, or a laser head. Proper alignment of welding components is crucial for achieving effective and efficient welds. Misalignment can lead to issues such as uneven weld beads, poor penetration



This stud welding machine adopts high-power and high-capacity high-quality capacitors, with fast charging speed and strong output power. It is not only used for welding insulation studs, but also for energy storage welding. 4. Suggestion We suggest ???

COMPONENTS OF THE ENERGY STORAGE WELDING GUN



Energy Storage System: An energy storage system, such as a high-voltage capacitor bank, is used to store and discharge the electrical energy into the magnetic pulse generator. It provides the necessary energy for creating the intense magnetic field. Magnetic Pulse Welding is used for joining metal components in various industries such as



Energy storage spot welding refers to a specific technique utilized in manufacturing and assembling various components in the field of energy storage systems, such as batteries. 1. It involves the process of joining materials at specific points using heat generated from electrical resistance.



Additive Manufacturing (AM) is a revolutionary manufacturing method that emerged in the 1980s 1 AM is the manufacturing process that can be recognized as a 3D printer or rapid prototyping, where the components are developed layer-by-layer and digitally controlled. 2???4 AM is a near-net-shape fabrication technology that can significantly increase design ???




Inverter-based welding guns offer enhanced energy efficiency, better arc stability, and the ability to weld a wide range of materials with varying thicknesses. The automotive industry heavily relies on welding guns for joining various components during vehicle manufacturing. Some of the latest applications of welding guns in this sector



The Stored Energy welding power supply ??? commonly called a Capacitive Discharge Welder or CD Welder ??? extracts energy from the power line over a period of time and stores it in welding capacitors. Thus, the effective weld energy is independent of line voltage fluctuations. This stored energy is rapidly discharged through a pulse transformer producing a flow of electrical current ???

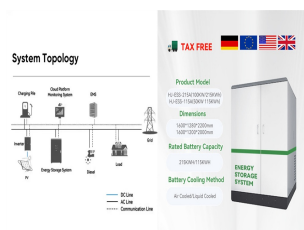
COMPONENTS OF THE ENERGY STORAGE WELDING GUN



1. Design and Material Selection. When examining the design and material selection of water-cooled MIG guns, you'll find that they're built to handle extreme heat.. Often, the power cable and other cable assembly components are crafted from durable materials such as stainless steel to withstand the high-heat welding applications.. You'll appreciate the ???



long-term operation, which ensures the consistency of the energy stored in the capacitor. This energy storage stud welding machine provides a reliable guarantee for the stability of welding quality. The input is a single-phase 220v AC three-wire system, and the wide voltage input is flexible in application, easy to move and high welding efficiency.



Description of the equipment and components used. The equipment used in CDW typically includes: Capacitor bank: It stores electrical energy and releases it rapidly during the welding process. Welding head or electrodes: These are used to apply pressure and deliver the electrical discharge to the workpieces.; Control unit: It regulates the discharge parameters, ???



The Core Components of a MIG Welding Gun. Let's start by breaking down the parts of a mig welder gun. The MIG (Metal Inert Gas) welding gun consists primarily of a handle, a trigger to control the welding process, a power cable to transmit electricity, and a gas nozzle to direct the shielding gas to the weld pool. MIG Welder Gun Parts: More



Currently, the process of welding studs onto a metal base material through various welding methods is widely used in electrical cabinets, home appliances, furniture, automotive parts, and various hardware sheet metal parts. These welding methods can generally be divided into two types: energy storage welding and arc welding.

COMPONENTS OF THE ENERGY STORAGE WELDING GUN



Founded in 2006, PDKJ is a professional supplier of welding automation solutions. The company has passed the ISO9001 international quality management system certification, has more than 80 officially authorized and applied national patents, and a number of core technologies in the welding field fill the technical gap at home and abroad.



supply, a controller, a weld gun and cables to tie the system components
ARC STUD WELDING? Controller CDSW-002-00 Weld Gun
CDWG-201-20 Ground Cable CDGC-200-15. and weld gun trigger
depressed 2. Stored energy is discharged through special tip 3. Weld gun
forces stud3. Weld gun forces stud



CD STUD WELDING The CD stud welding process produces weld power through a rapid discharge of the stored energy from a bank of capacitors. This stored energy is usually derived from a standard 115 volt AC source. CD stud welding, as a general rule, is used for studs 5/16" and less in diameter,



The Basics Of Drawn Arc Stud Welding. Drawn arc stud welding is a process by which a metal stud is joined to a metal workpiece by heating both parts with an arc. It permits strong, one-sided welds on base metals with thicknesses starting at 0.048??? (1.2 mm) and produces welds in as little as 0.06 seconds.



In today's fast-paced industrial world, the ability to efficiently join materials is indispensable. At the heart of this capability lies the welding gun, a tool that might appear simple yet embodies a wealth of engineering and design sophistication. Whether in the construction of towering steel structures or the intricate assembly of automotive components, welding guns ???