

# ENERGY ACCUMULATOR OIL VALVE OPEN POSITION



How does an oil accumulator work? The accumulator then releases the stored oil on demand to complete the cycle, there by serving as a secondary power source. When the four way valve is manually activated oil flows from the accumulator to blank end of cylinder. This extends the piston until it reaches the end of the stroke.



Why does the accumulator discharge a large volume of oil? The accumulator can discharge a large volume of oil because the pressure in it is not important when the cylinder needs full tonnage. When pressure in the circuit reaches 2000 psi, pressure switch G de-energizes the solenoid on normally open, solenoid-operated relief valve H, unloading the pump to tank.



When does oil go to accumulator? Fluid only goes to the accumulator when pump flow is greater than the system requires. This circuit fills the accumulator anytime the cylinders stop or anytime required volume is less than pump output. There will be some heating of the oil while the accumulator is filling until system pressure reaches 1500 psi or above.



What happens if a hydraulic accumulator is installed near a rapidly closing valve? The resulting rapid pressure pulsations or high pressure surges may cause damage to the hydraulic system components. If an accumulation is installed near the rapidly closing valve, the pressure pulsations or high pressure surges are suppressed. 11. Discuss in detail the application of hydraulic accumulator in protecting against thermal expansion.



How does a hydraulic accumulator store energy? Hydraulic fluid is held on other side of the membrane. An accumulator in a hydraulic device stores hydraulic energy much like a car battery stores electrical energy. Accumulators come in many different sizes and designs to store hydraulic fluid under pressure.

# ENERGY ACCUMULATOR OIL VALVE OPEN POSITION



How does a hydraulically operated accumulator pump work? Hydraulically operated circuit that isolates and dumps an accumulator supplied by a pressure-compensated pump. At pump startup, flow goes to the circuit and the accumulator. Pressure from the pump outlet shifts the pilot-to-close check valve, blocking flow to tank.



Special pressure switch valve with the task of switching the constant pump, which charges a hydraulic accumulator, to pressure-free circulation as soon as it reaches its charging pressure and to switch the pump back on when the accumulator pressure has dropped to a predetermined pressure (Figure S 67).. A good accumulator system should ensure the pump can be ???



hit. The accumulator is an important hydraulic element, and it is widely applied when designing energy-saving and anti-damping systems [1???3]. Thus, the accumulator is applied in the valve-controlled luf???ng cylinder to reduce the power consumption. In order to get a precise position track, especially in harsh sea conditions, electro-hydraulic



The dual accumulator charging valve uses an internal position of valve spool (5) continues to change until spool valve to control hydraulic system flow to the force of fluid pressure and spring force are pressurize the accumulators. balanced at both ends of valve spool (5). The force of springs (2 & 3) on valve spool (5) generates an



The accumulator charging valve is designed for installation in an open center hydraulic system. The accumulator charging valve supplies oil on demand to the accumulator from the open center circuit. Accumulator charging is accomplished at a preset rate (GPM) and is relatively constant within the preset pressure limits. Excess flow is directed

# ENERGY ACCUMULATOR OIL VALVE OPEN POSITION



Fluid dispensing - An accumulator may be used to dispense small volumes of fluids, such as lubricating greases and oils, on command.. Operation. When sized and precharged properly, accumulators normally cycle between stages (d) and (f), Figure 2. The piston will not contact either cap in a piston accumulator, and the bladder will not contact the poppet or be ???



Study with Quizlet and memorize flashcards containing terms like \_\_\_\_ are snap-acting valves that open and close very fast when the electrical energy is applied to the coil., A suction line accumulator is used to ensure that liquid refrigerant enters the compressor., Defrost using internal heat is accomplished using \_\_\_\_\_. and more.



For fuel oil valves tightened by torque (without spring packs): Clean threads on studs and ensure smooth operation of nut ??? otherwise replace nut and/or fuel oil valve stud. Fuel oil valve design with guide rings 4,000 depending on fuel quality Valve nozzle 8,000 Spindle guide 8,000 Non-return valve 16,000 Spring 32,000 Thrust spindle 16,000



Safety Tip: Accumulators store energy. There is the potential for the sudden, uncontrolled release valve that is in the open position. When the bladder is precharged (p 0), it Air-Over-Oil Accumulators: An air-over-oil system is a simple version of ???



Study with Quizlet and memorize flashcards containing terms like When liquid is confined, the force applied is called, Hydraulic cylinders consist of, A device that creates automatic motion by converting various forms of energy to ???


# ENERGY ACCUMULATOR OIL VALVE OPEN POSITION



Pressure, Minimal Stored Energy Fig. 1.CCc Maximum Accumulator Pressure, Maximum Stored Energy Bladder Accumulators: A metal or composite bottle is fitted with an expandable bladder used to store pressurized gas and keep it separated from the hydraulic fluid. A charging valve is connected to the bladder at the top of the bottle.



HCU ???Accumulators Accumulators: ???Store energy (in the form of pressurized oil), to give required operating performance (valve closing time in operation or ESD, strokes in case of pump failure, etc.) according to Licensor specification ???Piston Type Oil/Nitrogen Accumulator ???Main (or reserve) accumulator battery is connected to



hold valve open. Check Valve . Stores Energy. Accumulator functions: Energy Storage Gas pressure on the volume of oil in the accumulator, can be used to raise the load to overcome a drop in pressure. Shock Absorption Shock Load Will absorb pressure spikes



However, as the core of the energy-saving hydraulic system, the hydraulic energy storage and supercharging units are composed mainly of two-way superchargers, one-way inlet valves, one-way discharge valves, four two-position two-way plug directional valves, and energy storage accumulators. The oil output by the hydraulic power unit enters the



The regeneration valve is open, therefore flow from the large chamber fills the small chamber. (10)  $Q_m = D_m n_{ice} V_m$  where  $V$  is the accumulator oil volume,  $D_m$  is the displacement of the assist motor,  $n_{ice}$  is the rotational speed of the engine and Boom lever command and boom position; b) Power and energy. The following ratios of

# ENERGY ACCUMULATOR OIL VALVE OPEN POSITION



The accumulator will take full pump flow until pressure reaches 3,000 psi, where it will bypass over the relief valve. There is typically a check valve between the pump and accumulator, to ensure energy stays in the accumulator and does not try to push back through the pump or through the relief valve.



Physical indicator The shutdown valve should be fitted with clear and visible external valve location indicators, this lets the positioning and status of the shutdown valve clear. How does ESDV work? Full Open Position ??? Normal Operation. At the point when the valve is in the fully open position, the ESDV provides a minimal pressure differential.



What is ESDV (Emergency shutdown Valve)? ESD valves are used to isolate the facilities in emergency situations. An ESD (emergency shutdown) valve is a valve fitted with a spring return actuator, allowing the valve to be closed by the actuator spring when the actuator pressure signal is released. Shutdown valves (SDV) are widely used to ???

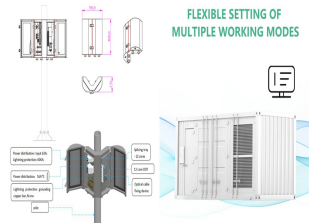


Numerous studies have been conducted to increase the energy density. Li [15] proposed an open accumulator structure to increase the energy density, in which the pressure gas is compressed and




valve that is in the open position. When the bladder is precharged ( $p_0$ ), it stretches and completely fills the bottle, closing the poppet. The poppet prevents the bladder from being destroyed by extruding into the piping. When the accumulator is filled with the maximum ???

# ENERGY ACCUMULATOR OIL VALVE OPEN POSITION



Maximum Accumulator Pressure, Maximum Stored Energy Bladder Accumulators: A metal or composite bottle is fitted with an expandable bladder used to store pressurized gas and keep it separated from the hydraulic fluid. A charging valve is connected to the bladder at the top of the bottle. At the bottom of the bottle, there is a spring-loaded

where  $p$  is the (absolute) pressure inside the accumulator,  $m$  is the mass of the contained gas,  $R$  is the gas constant, and  $V_g$  is the volume of the gas chamber. Here, we assume that the situation is static or at least very close to it in the sense that the fluid dynamics effects caused by oil entering/leaving the accumulator are disregarded (a fairly reasonable ???



A) Inline accumulators in a hybrid automobile transmission [reproduced from Costa and Sepehri (2015)] and (B) secondary accumulator circuit in a wind generator [reproduced from Dutta et al. (2014)].



A hydraulic position servo system control method based on double accumulators comprises the following steps: firstly, establishing a mathematical model of an electro-hydraulic position servo system, and calculating ideal values of two-cavity pressure and oil supply pressure according to an expected track and a parameter nominal value so as to set an energy accumulator ???



and the secondary poppet valves (10 & 11) to the accumulator ports. Pilot valve spring (9) holds low limit check ball (14) open and closes high limit check The rate at which the accumulators are charged ball (12). Pilot valve spool (13) only allows one of the depends on the size of the orifice in the check valve check balls to be closed at a time.



# ENERGY ACCUMULATOR OIL VALVE OPEN POSITION



The duration that this valve is open determines the amount of compressed gas in the chamber 172 and hence the energy. returning the chamber 172 to an oil filled position where the next motoring cycle repeats. the energy density of the open accumulator system, assuming an isothermal process, is given by:



These single accumulator charging valves supply oil to an accumulator from an open center circuit on demand. This is accomplished at a preset rate, L/min (GPM), at a selected pressure and is constant within the preset pressure limits. The flow to the downstream secondary hydraulic devices will be reduced when the accumulator is charging.



Accumulators store energy Hydraulic systems can have a big advantage over servo motors in systems with varying loads. Although each electric actuator motor in an electromechanical system must be sized for its peak load, a hydraulic power unit (motor and pump) in an electrohydraulic system can be sized for the average power required of all of the ???



1. Check to ensure there is no pressure on the accumulator.
2. Turn off the power supply and shut off the valves connected to the accumulator.
3. Open the drain valves and allow the accumulated fluids (usually oil) to drain.
4. Check the accumulator for any blockages and remove them.
5. Remove any accumulated dirt and debris from the accumulator.
- 6.