

GENERATOR AIR COOLER INLET AND OUTLET TEMPERATURE DIFFERENCE



What is the cooling system of a diesel generator? The Cooling system of the diesel generator comprises of the following main components: Water Pump is a gear-driven pump and runs to circulate the coolant through the engine. Radiator is an air-cooled heat exchanger that comes with a provision of air inlet and air outlet.



What is the difference between a generator and a cooler? The water flow in the original cooler makes two tube-passes for each tube-bundle. On the other hand, the water flow in the new cooler makes one tube-pass for each tube-bundle. The design and operating conditions of the generator keep the air flow rate m for both coolers nearly fixed at an average value of 9.3 kg/s .



How does air temperature affect gen set cooling system sizing? Altitude, air temperature and velocity greatly affect cooling ability and performance. Following are some rules of thumb that may be used in general gen set cooling system sizing exercises: For every 304.0 m ($1,000 \text{ feet}$) above sea level, deduct 1.38°C (2°F) from the observed ambient temperature for a better indication of the air's cooling ability.



How is cooling water supplied to the inlet collector? The cooling water is supplied to the inlet collector through two main operating filters. The pressures at inlet and outlet of the water loop are measured at two representative locations using digital manometers. The air temperatures are measured using resistive temperature detectors.



What are the different GT inlet air cooling technologies? The reviewed literature indicates that various GT inlet air cooling technologies have been proposed such as the evaporative coolers and the mechanical chillers with and without thermal energy storage systems (Shukla et al., 2018).

GENERATOR AIR COOLER INLET AND OUTLET TEMPERATURE DIFFERENCE



Does inlet temperature affect cooling capacity? Under various inlet conditions, it was found that the cooling capacity was higher when the inlet temperature was higher. Another group performed experiments to investigate the performance of an indirect evaporative cooler in Italy.



compressor air inlet temperature decreases the gas turbine power output by 1 %. Gas turbines have been used for power generation in several places in the world [6], [7], and each region has different turbine inlet air cooling: the evaporative cooling and inlet chilling systems [7], [8]. Several works have been studied these

114KWh ESS



This is in contrast to rejecting heat to water and then rejecting it to air, as with a shell and tube heat exchanger and a wet cooling tower system. Discover the world's research 25+ million members



The outlet air conditions can be found such as [15]: (7) $t_{wb, o, ec} = t_{wb, i, ec}$ (8) $t_{i, ec} - t_{o, ec} = \frac{t_{i, ec} - t_{wb, i, ec}}{\epsilon}$ where $t_{i, ec}$ and $t_{o, ec}$ are the dry bulb temperatures of the inlet and outlet air streams from the evaporative cooler in K, $t_{wb, i, ec}$ and $t_{wb, o, ec}$ are the wet bulb temperatures of inlet and outlet air streams in K, ϵ is the degree of ???



1.2 COOLING ??? Generator systems, above 15kW usually incorporate water-cooled prime movers, gasoline, gaseous or diesel. Water used to take away engine heat is cooled by fans pushing ???

GENERATOR AIR COOLER INLET AND OUTLET TEMPERATURE DIFFERENCE



Varying inlet conditions showed that in the test conditions range, the test FTHEs are at risk of frosting when the inlet air relative humidity is 95 %, inlet air temperature is 281 K, frontal



Conversely, the outlet air temperature of Model A was generally lower than that of Model B, especially at the lower inlet air RH. Those results were rationally consistent with the findings in



Fig. 6 presents the air temperature at the outlet and within the rotational cavity system, where it is clear that the Design 1 has a close relation between air outlet temperature and its cavity system temperature. The Design 2 has an average temperature difference of about 4 °C between the air outlet temperature and its cavity system temperature.

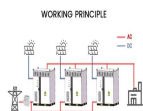


The generator power, thermal efficiency, turbine inlet temperature and turbine outlet temperature decreased respectively from 0.89 kWe to 0.77 kWe; 3.17% to 2.76%; 782 °C to 379 °C and 705°C to



installation engineer should consider fitting cooling air ductwork to the alternator to ensure effective ambient temperature air flow into the alternators as shown in Figure 3 on the next page. Alternator air-inlet (Ducting) Any ductwork that is to be used to supply cooling air to inlet for the alternator must be designed

GENERATOR AIR COOLER INLET AND OUTLET TEMPERATURE DIFFERENCE



temperature difference on one side are known, the heat load can be calculated. See also page 6. Temperature program This means the inlet and outlet temperatures of both media in the heat exchanger. T1 = Inlet temperature ??? hot side T2 = Outlet temperature ??? hot side T3 = Inlet temperature ??? cold side T4 = Outlet temperature ??? cold side



Download Table | Temperature difference of outlet and inlet of all radiators versus thermal baffles. from publication: Heat Flow Characteristics of a Newly-Designed Cooling System with Multi-Fans



On the other hand, if the valve is pointing away from the radiator, then it is the outlet valve. This means that the hot water is leaving the radiator through this valve. Temperature Another way to identify the inlet and ???



Regulation of the amount of jacket cooling water to the heat exchanger should be effected by the by-pass valve or the valve before the fresh water cooler if the Fresh Water Generator is connected in Parallel with the fresh water cooler. The difference in temperature between inlet and outlet of the jacket cooling water in the heat exchanger




The location of the air cooler, adjustment of the inlet and outlet valves for cooling water, and the condition of the water supply filter, are main factors that affect the cooler performance resulting in a mean cold air temperature with a maximum deviation of about $\pm 5^{\circ}\text{C}$.


GENERATOR AIR COOLER INLET AND OUTLET TEMPERATURE DIFFERENCE



In air/hydrogen to water coolers, the lower the inlet water to outlet water temperature difference, the better is that cooling system. In general, outlet to inlet temperature difference doesn't exceed 5 deg C in a well-designed heat exchanger.



Under an inlet pressure of 75 Pa, the six different inlet-outlet combination cold plates (OP, TP(a), TP(b), TTP, FTP(y 8) and RP) influence the battery's maximum temperature, temperature difference, and temperature distribution. To illustrate the temperature distribution differences for each combination, a unified color range is used in the legend, where blue to red ???



Find the difference between the inlet temperature of hot fluid and outlet temperature of cold fluid, T_1 . Obtain the difference between outlet temperature of hot fluid and inlet temperature of cold fluid, T_2 . Subtract the temperature difference, T_2 from T_1 . Divide the resultant with the natural log of the temperature difference ratio



T_1 = air inlet temperature (c) T_2 = air outlet temperature (c) w = flowrate of the fluid to cool (lb/h) c = specific heat of the fluid to cool t_1 = inlet temperature of the fluid to cool (c) t_2 = outlet temperature of the fluid to cool (c) 8. STEP 8 : Verify if the calculated heat exchanger is sufficient



The Cooling system of the diesel generator compromises of the following main components: Pump; Radiator; Inlet and Outlet Pipes; Thermostat; Water Pump is a gear-driven pump and runs to circulate the coolant through ???

GENERATOR AIR COOLER INLET AND OUTLET TEMPERATURE DIFFERENCE



The inlet and outlet temperature of heat exchanger with different engine revolution rates. and cool side of the thermoelectric generator is cooled with air coolant, and the energy produced



Charge air coolers are located between the turbocharger compressor side outlet and the engine inlet manifold or scavenge manifold. A clear view of the location of a charge air cooler is shown in the diagram below. Decrease of air temperature difference across air cooler. Rise in scavenge air temperature. Rise in exhaust gas temperature from



9.5.8 Diesel Generator Air Intake and Exhaust System The diesel generator air intake and exhaust system (DGAIES) provides the diesel and inlet damper before entering the diesel engine turbocharger. The turbocharger is operated by the kinetic energy of the exhaust gas and compresses the combustion air, which then passes through an



The log mean temperature difference ΔT_m is: $\Delta T_m = \frac{(T_1 - t_2) - (T_2 - t_1)}{\ln \frac{T_1 - t_2}{T_2 - t_1}}$
 $(T_2 - t_1) = \Delta F$ T_1 = Inlet tube side fluid temperature; t_2 = Outlet shell side fluid temperature; T_2 = Outlet tube side fluid temperature; t_1 = Inlet shell side fluid temperature. In $(T_2 - t_2) / (T_1 - t_1)$



The temperature difference between the ISO standard conditions (15 °C) and the hot climate peak periods (~40 °C), show a 20% power output reduction and the GT power outputs can be enhanced by the application of various cooling techniques [8]. In addition, if the compressor inlet air temperature is cooled to 4 °C during hot climate, a 27%


GENERATOR AIR COOLER INLET AND OUTLET TEMPERATURE DIFFERENCE



The dryer must be selected based on the lowest anticipated cold air temperature. For most enclosure cooling applications a refrigerative dryer with a pressure dew point of 35 to 40°F can be used. the desired result is a small stream of very cold air. If the generator passage is too large it will allow entrainment of some of the surrounding



3 inlet air cooling methods to improve performance of a gas turbine are studied. Evaporative media, EM, mechanical chiller, MC, and turbo-expander, TE, are the methods. The idea of TE is to utilize cooling and power capacity of the natural gas pressure drop station by a TE. The efficiency enhancement in MC, EM and TE systems are 5%, 3% and 4% respectively. ???



Air-to-air indirect evaporative cooling (IEC) systems are particular heat exchangers that use the latent heat of evaporation of water to cool down an air stream, without increasing its specific



(12) During operation, the temperature of the stator core part generally rises: check whether the stator three-phase current is balanced, the temperature difference between the inlet air temperature and the outlet air, and the cooling water of the air cooler are normal, and corresponding measures should be taken to deal with it.



A Review of Effect of Inlet Air Temperature on Gas Turbine Power Output and Methods of Inlet Air Cooling 1Neeraj Deshpande and 2V.H. Bansode, 1,2Department of Mechanical Engineering, Smt.Kashibai Navale College of Engineering, Pune, Maharashtra, India Abstract--The inlet air temperature to the gas turbine mainly

GENERATOR AIR COOLER INLET AND OUTLET TEMPERATURE DIFFERENCE



Where \dot{m} is the flow rate of cooling water, c_p is the specific heat of water and ΔT is the temperature difference between the inlet and outlet of cooling water. In practice, the temperature difference is an important parameter for optimal performance of the stack. In a PEM fuel cell, the temperature difference is generally between 5 and 10