

HOW TO DISCHARGE THE CAPACITOR AFTER STORING ENERGY



Why do capacitors need to be discharged? Understanding why capacitors need to be discharged is crucial for safely working with electronic devices. Capacitors store electrical energy and can retain a charge even when disconnected from a power source. Discharging is necessary to eliminate this stored energy and prevent accidental shocks or damage to components.



Can you safely discharge a capacitor? Capacitors store electrical energy, similar to batteries, and are used in many electronic devices. Due to their voltage-storing nature, handling them can be dangerous. This article outlines various techniques and safety measures to safely discharge capacitors.



How long after disconnecting power can a capacitor self-discharge? Wait for a Safe Period: Even after disconnecting power, give the capacitor some time to self-discharge. However, don't rely solely on this; always use proper discharge methods. 2. Use Proper Discharge Tools



How do you discharge a capacitor? Cut off Power Supply: Disconnect the power supply to the capacitor completely before attempting to discharge it. This precaution is necessary for personal safety. Use a Multimeter: Employ a volt/ohm meter or a multimeter to measure the voltage stored in the capacitor. Obtain an accurate reading of the volts to proceed with the discharge safely.



What voltage should a capacitor be discharged? Different discharge methods are chosen based on the measured voltage of the capacitor: Less than 10 volts: This voltage is generally considered safe and does not require additional discharge procedures. Between 10 and 99 volts: Although low, this voltage still poses some risk. Use simple tools like a screwdriver for quick discharge in this case.


HOW TO DISCHARGE THE CAPACITOR AFTER STORING ENERGY



What should I do before discharging a capacitor? Before discharging a capacitor, prioritize safety by: Verification of Power Disconnection: Make sure the device is totally unplugged to avoid the unexpected flow in power. Insulated Tools: Use non-conductive, insulated tools only to avoid any case of accidental circuit completion.



The charge and discharge of a capacitor. It is important to study what happens while a capacitor is charging and discharging. It is the ability to control and predict the rate at which a capacitor charges and discharges that ???



KEY POINT - The charge, Q , on a capacitor of capacitance C , remaining time t after starting to discharge is given by the expression $Q = Q_0 e^{-t/RC}$ where Q_0 is the initial charge on the capacitor. Here e is the exponential function, the ???



First off, capacitors store energy. Consequently, this is done by storing charges on two conductive plates, separated by a non-conductive material and the path of the current. Capacitors can discharge energy very fast. Consequently, if you ???



A: The energy stored in a capacitor is half the product of the capacitance and the square of the voltage, as given by the formula $E = \frac{1}{2} CV^2$. This is because the energy stored is proportional ???

HOW TO DISCHARGE THE CAPACITOR AFTER STORING ENERGY



The capacitor is charged with charge Q to a voltage V . If we discharged the capacitor by a tiny amount of charge, Q . The resulting tiny energy loss (W) can be worked out from the first equation: $W = V \times Q$. This is the ???



2MW / 5MWh
Customizable



Proper discharge of capacitors is crucial for safety and component longevity, as they can retain dangerous voltage levels long after power is removed. Controlled discharge protects both personnel and sensitive circuit ???



The energy, in Joules, stored in a capacitor is given by the following equation. The mathematics is a bit complicated so I have not explained the derivation of the formula. The capacitor, at this point, is simply storing the charge. In my ???



2MW / 5MWh
Customizable

Capacitors are essential components in electronic circuits, storing electrical energy for later use. However, when working with capacitors, it's crucial to handle them properly to ensure safety and prevent damage. One important ???

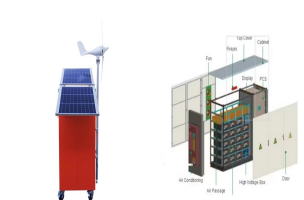


In this article, we will discuss how to discharge a capacitor, the risks involved, and the step-by-step process to discharge them safely. Capacitors are fundamental components in electronic circuits, storing electrical energy and releasing it ???

HOW TO DISCHARGE THE CAPACITOR AFTER STORING ENERGY



Capacitors used for energy storage. Capacitors are devices which store electrical energy in the form of electrical charge accumulated on their plates. When a capacitor is connected to a power source, it accumulates energy ???




How to discharge a capacitor? 1. Safety First: Power Off the Device. ???
Unplug the Device: Ensure the device or circuit is completely disconnected from the power source. This is the most critical step in preventing electrical shocks. ???



Capacitors (sometimes known as condensers) are energy-storing devices that are widely used in televisions, radios, and other kinds of electronic. Quite a few of them use capacitors for timing or plain energy storage. Treats ???



We can use this energy in the capacitor in a circuit and we can also control the rate of charge and discharge with the help of a series resistor. Apart from storing electric charge, capacitors can also block DC while passing AC, ???



2.2 Notes for Capacitor Discharge (1) After the capacitor is disconnected from the bus, it must be discharged through a discharge resistor or a special voltage transformer. (2) Discharge between the lead wires of the ???

HOW TO DISCHARGE THE CAPACITOR AFTER STORING ENERGY



This is a fundamental safety rule when discharging capacitors. Even after disconnecting the power, the capacitor may still store significant energy. Avoid touching the terminals directly; instead, hold the capacitor from ???



Capacitor Energy Release. The rate at which a capacitor discharges is influenced by factors such as resistance and capacitance. When it comes to releasing energy, capacitors have certain characteristics that play a ???