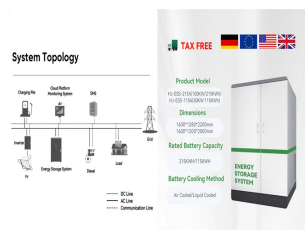


# HYDRAULIC ACCUMULATOR NAMEPLATE MEANING



A hydraulic accumulator is used for one of two purposes: either to add volume to the system at a very fast rate or to absorb shock. Which function it will perform depends upon its pre-charge. If the accumulator is to be used to add volume to the system, its pre-charge must be somewhat below the maximum system pressure so oil can enter it.



Batteries are generally cheaper than accumulators, but they have a shorter lifespan. On the other hand, accumulators are more expensive, but they can be recharged and have a longer lifespan. The cost and lifespan of batteries and accumulators depend on various factors such as the type, the manufacturer, and the intended use. For example, a



Rated current. Rated current of the motor. This current is important for overcurrent protection design, and also for cable and control circuit devices, such as circuit breakers and contactors. All these parts should be designed based on motor-rated current. The current in Amperes on the motor nameplate is the full load current of the motor.



How Do I Identify a Hydraulic Cylinder or Hydraulic Accumulator? Cross welded and tie rod hydraulic cylinders as well as accumulators are stamped with an identifying stock number on the cylinder barrel near the head (rod end) of the cylinder. (Date code, location and tester are stamped on a second line.)



One essential component of hydraulic systems is the accumulator, which stores hydraulic energy to provide instantaneous power when needed. In this article, we will delve into the world of hydraulic accumulators, exploring their types, functions, and applications, with a special focus on Bosch Rexroth accumulators, a leading name in the hydraulic industry.


# HYDRAULIC ACCUMULATOR NAMEPLATE MEANING



A hydraulic accumulator releases pressure by allowing hydraulic fluid to be discharged or exhausted through a specific valve. This valve is typically operated by an external pilot or relief valve. and should be indicated on the nameplate. In some cases, it may be necessary to calculate the nitrogen charge point using the accumulator's



The volume of gas in a hydraulic accumulator is precharged to around 80/90% of the minimum system working pressure. Once the system is in operation, the hydraulic pump is responsible for increasing system pressure which forces fluid into the accumulator. This in turn causes the piston or bladder to move which compresses the gas volume because



Piston accumulators: These are made of cylinders with pistons. The seals on the pistons are the separation elements that isolate the gas from the liquid. Like all gas accumulators, they are precharged ( $p_0$ ) at a pressure that is below the minimum hydraulic pressure ( $p_1$ ). This is so that hydraulic pressure will always prevent the piston from



A hydraulic accumulator is a device that stores hydraulic energy in the form of pressurised fluid. It consists of a sealed chamber divided into two compartments by a movable piston or bladder. One side of the chamber contains hydraulic fluid, while the other side typically contains gas, such as nitrogen or air.



Nominal efficiency must be included on polyphase induction motor name-plates when required by NEMA. Service Factor (SF). The service factor is only required on a nameplate if it is higher than 1.0. Industry a?

# HYDRAULIC ACCUMULATOR NAMEPLATE MEANING



accumulator's Usage Examples: - Edison Accumulator. These attachments, first invented by Jeremiah Howard, and described in the United States Patent Journal in 1858, are simply hydraulic rams fitted into the side or top caps of the mill, and pressing against the side or top brasses in such a manner as to allow the side or top roll to move away from the other rolls, while an a?]



nameplate. Keep the hydraulic port covered to keep out foreign. material until ready to make the hydraulic connec-tions. Parker Hannifin Corporation Hydraulic Accumulator Division Rockford, Illinois USA Page 6 L074210005 L074210007 L074210009 Contains items 25 - 40 Gal. 3000 PSI L074400001 L074400003 L074400005 L074400007 L074400009 7,



A hydraulic accumulator is a device that stores the potential energy of an incompressible fluid held under pressure by an external source against some dynamic force. This dynamic force can come from different sources. The stored potential energy in the accumulator is a quick secondary source of fluid power capable of doing useful work.



psi or higher accumulators, open the gas valve fully, then remove gas valve). 4. Remove accumulator from system, then remove the hex jam nut and nameplate from the gas end. Remove the lock nut from bottom of unit using an Accumulators, Inc. approved spanner wrench and remove the spacer and rings. 5.



Definition. A hydraulic accumulator is a pressure vessel used to store hydraulic energy and on demand make the energy available again to the system. Function of accumulator. An accumulator is a pressure vessel that holds hydraulic fluid and a compressible gas, typically nitrogen. The housing or shell is made of materials like steel, stainless

# HYDRAULIC ACCUMULATOR NAMEPLATE MEANING



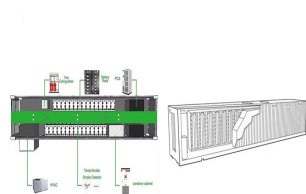
What is a Hydraulic Accumulator? It is a simple hydraulic device which stores energy in the form of fluid pressure. This stored pressure may be suddenly or intermittently released as per the a?|



accumulators and ABE Series bladder accumulators. The conformity assessment (audit and certification) has been completed by the notified bodies, Lloyd's Register (LRQA) and Bureau Veritas, and these accumulators comply with the provisions of the Directive. As a manufacturer, Parker is responsible for its products meeting the PED and its



An accumulator is an essential component in a hydraulic system. It is a sealed vessel that stores a pressurized fluid, usually hydraulic oil or gas, for later use. The accumulator serves several a?|



Hydraulic accumulator accessories . Helpful online tools for this category. Accu-Find To the tool . Accu-Mount To the tool . ASP Light To the tool . p0 calculator To the tool . Downloads for this category. CAD data can't be found at the product category level. Instead, it can be found directly at an individual product level.



A hydraulic accumulator is a pressure vessel containing a membrane or piston that confines and compresses an inert gas (typically nitrogen). Hydraulic fluid is held on other side of the membrane. An accumulator in a hydraulic device stores hydraulic energy much like a car battery stores electrical energy.

# HYDRAULIC ACCUMULATOR NAMEPLATE MEANING



3.2 Identification / Nameplate \_\_\_\_\_ 6 3.3 Safety systems \_\_\_\_\_ 6 Filling of refillable accumulators A filling and testing device must be used for filling the pressure equipment. Observe the (definition based on EN 60204-1) a?c A person who, based on specific training, knowledge and experience and



Hydraulic Accumulator Division Rockford, Illinois USA Catalog  
HY10-1630/US Hydraulic Accumulators Maintenance Instructions Maint. Piston Accumulators Maintenance Repair Kits (see Parts List) are available for all accumulator models. When ordering repair kits, state complete model number from nameplate. Also specify fluid and temperature at



A high-quality hydraulic accumulator also incorporates safety features such as pressure relief valves to prevent overpressure and ensure system integrity. It is designed to meet strict safety standards and minimize the risk of accidents or system failures. In conclusion, a high-quality hydraulic accumulator combines robust construction



The cost of accumulators usually offsets savings on these smaller components, but downsizing saves on operating costs. Figure 1-9. The conventional pump, directional valve, and cylinder pictured in Figure 1-9 show horsepower and flow requirements needed for a 12.5-sec cycle time. The advance cycle requires full power, while returning the



for piston accumulators result in higher outputs than from comparable bladder accumulators. Also, bladder accumulators are not generally suitable for compression ratios greater than 4:1, as these could result in excessive bladder deformation, higher gas temperature, excessive side wall wear, and eventual failure. Piston accumulators have an

# HYDRAULIC ACCUMULATOR NAMEPLATE MEANING



%PDF-1.6 %aaIO 85 0 obj >stream hTH25U0P?+-NwI/I+Q0D  
(C),HO//-EEIK-?3 0A a endstream endobj 86 0 obj >stream hTHia?oioa6  
Co?oau"a??A,C



A hydraulic accumulator is a vital component used in hydraulic systems, serving the primary function of storing energy by using a compressible gas (usually nitrogen). This form of energy storage not only enhances the efficiency of the hydraulic system but also provides essential functions such as shock absorption, maintaining pressure, and



The vessel filled with N2 already, as given on the pressure equipment nameplate. 3.2 Identification / Nameplate The pressure equipment has a nameplate and acceptance certificate attached. These show essential technical data. Please provide the following with all your enquiries: a?c Indication of the type a?c Serial number a?c Date of manufacture



A hydraulic accumulator is a device that stores pressurized fluid under the action of an external force. It consists of a pressure vessel, a piston, and a fluid inlet and outlet. When hydraulic a?|



Parker's range of hydraulic accumulators deliver precise regulation and are designed to regulate the performance of bespoke hydraulic systems. Our hydraulic accumulator models offer high and low-pressure variants depending on the application requirements and our lightweight diaphragm hydraulic accumulators are ideal for industries where weight and space are important factors.