

MOLDOVA TRACTIVE POWER SOLUTIONS

APPLICATION SCENARIOS



All of our Tractive Power range can be operated by a single user in a safe and efficient way, eliminating the need for extra manpower. We strive to deliver the highest quality, battery-powered pushers, and electric tuggers, combined with a market-leading service. When we deliver your tractive unit, we will also provide hands-on training.



8 likes, 1 comments - tractivepowersolutions_zw on June 7, 2024: "We're thrilled to announce we delivered FAW TUNNEL trucks to R Davis at the Freda Rebecca Gold Mine in ???



All of our Tractive Power range can be operated by a single user in a safe and efficient way, eliminating the need for extra manpower. We strive to deliver the highest quality, battery-powered pushers, and electric tuggers, combined with ???



Tractive Power Corporation is a manufacturing, design and engineering company for industrial rail products and technology solutions. Our initial product offering is the model TP56; an industrial switcher that offers ???



Moving stillages is common place in many industries. Plastic extrusions, glass manufacturers, wood profiles, molded profiles. More often the stillages are long heavy and awkward frames on a wheelset and sometimes stacked which can make them unstable. Our battery powered tugs are used to move these stillages to remove the safety risk and effort of your employees.


MOLDOVA TRACTIVE POWER SOLUTIONS




Diesel technician at Tractive Power Solutions ? Diesel plant fitter apprenticeship trained at Hippo Valley & Word mostly with CAT, BELL, VOLVO, KOMATSU, HYUNDAI, JCB earth moving machines and LHD dump trucks. Also worked with marine engines..., stone crushers and screens and surface drill rigs ? Experience: Tractive Power Solutions ? Education: Harare ???



Tractive Power's locomotive units meet Tier 4 Industrial Standards and only require 0.5 gal/hr when idling, which is much lower than the 3-6 gal/hr consumed by larger switcher locomotives. This reduces overall fuel consumption. With the use of "steel on steel", our locomotive models offer greater adhesion and tractive effort than typical



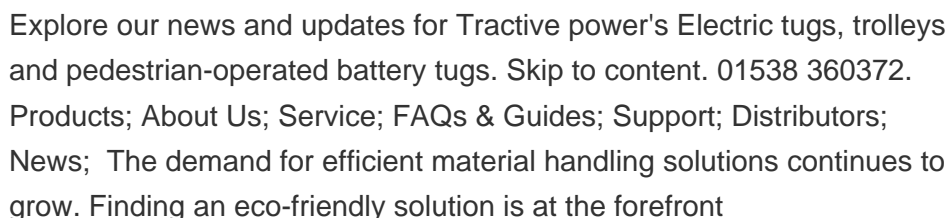
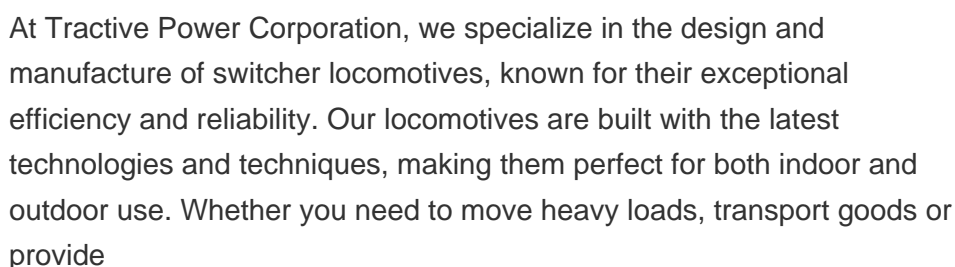
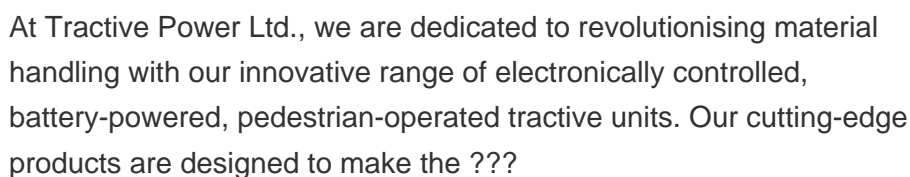
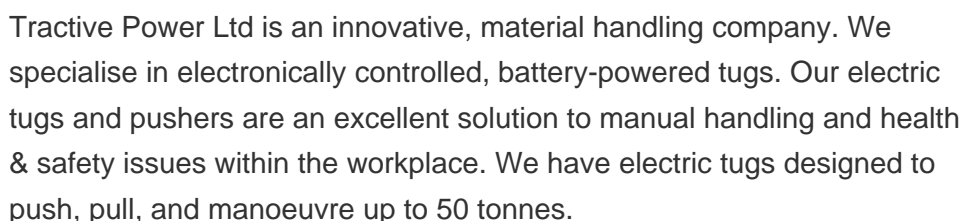
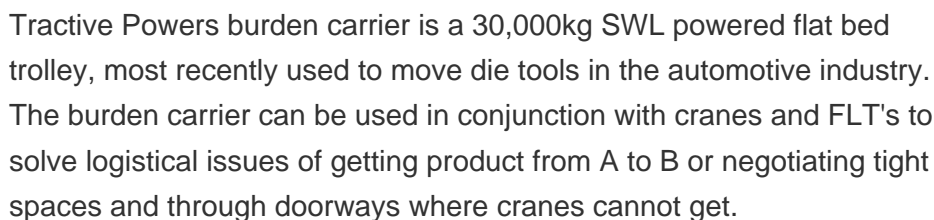
The acquisition is expected to positively impact the performance of Zimplow's business unit, Tractive Power Solutions; This allows Zimplow to expand its capabilities and broaden its service offerings in the ???



Our compact Tractive tug range is designed for lighter loads but still with our robust design. Ideal for restricted areas and confined spaces, the TT can manoeuvre loads with the greatest of ease. These battery-powered tug units have a smaller footprint than the TP units whilst maintaining unrivalled performance.



Introducing Tractive Power Solutions, or simply TPS a powerhouse in the world of earth-moving and alternative power equipment distribution, parts and service. ????????????, ? Backed by a team of highly skilled technicians and engineers, ???- Equipped with specialized workshop facilities, ??? TPS is here for you, committed to excellence every



MOLDOVA TRACTIVE POWER SOLUTIONS



The Tractive Pusher TP500 Compact is designed for industries that need reliable equipment to move heavy wheeled loads. This pedestrian-operated, battery-powered unit pushes, pulls, and manoeuvres up to 12,500 kg on trolleys and 50,000 kg on rail applications. Compact and robust, the TP500 makes load handling easy and safe.



Introducing Tractive Power Solutions, or simply TPS a powerhouse in the world of earth-moving and alternative power equipment distribution, parts and service. ????????????,? Backed by a team of highly skilled ???



Our TP500 Tractive pusher is pedestrian operated and battery powered, designed to push, pull and manoeuvre wheeled loads. Used in rail applications this Tractive unit will move 50,000kg and move 12,500kg on trolleys. They ensure that operators can ???