

NITROGEN BAG ACCUMULATOR PRESSURE



How does a nitrogen accumulator work? The nitrogen pressure matches the system pressure, so any reduction in system pressure will cause the accumulator to discharge oil to the system. The accumulator thus will supplement the pump during portions of the cycle when the system demands more flow than the pump can provide.



What is a nitrogen bottle accumulator? They include nitrogen bottles which can be used to back up hydraulic accumulators. Nitrogen bottles used as back-ups increase the gas volume in the accumulator system. This means that smaller accumulators can be used for the same gas volume and costs can be reduced. 1.1. FURTHER INFORMATION The operating instructions must be observed!



What is a HYDAC nitrogen charging unit? HYDAC nitrogen charging units make it possible to rapidly and inexpensively charge or test the required gas pre-charge pressures in bladder, piston and diaphragm accumulators. They guarantee an optimal utilisation of standard commercial nitrogen bottles up to a residual pressure of 20 bar and a maximum pre-charge pressure of 350 bar.



How do you charge a nitrogen accumulator? Gently screw in the T bar handle (CW) to open the charging fill valve to allow nitrogen gas to enter the accumulator. At this time, the actual precharge pressure will be seen on the gauge when gas from the accumulator fills the line. Slowly open the fill valve from the top of the nitrogen tank to start charging the accumulator.



Which gas regulator should I use for a nitrogen bottle accumulator? Utilization of a nitrogen bottle pressure regulator (such as Tobul's G2527F-RL 3k gas regulator or G2527F-RM 6k gas regulator) is highly recommended. Note: Only qualified and trained personnel should perform this procedure, which applies to both bladder-type and piston-type accumulators. Always wear personal protective equipment.

NITROGEN BAG ACCUMULATOR PRESSURE



What happens when a gas accumulator is pressurized? When the system is pressurized, the nitrogen compresses as the bottom of the accumulator fills with oil. The nitrogen pressure matches the system pressure, so any reduction in system pressure will cause the accumulator to discharge oil to the system.



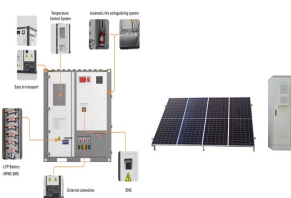
Occasionally, the precharge of an accumulator becomes low and must be reset. This requires checking the accumulator for internal and external leaks, and then recharging the accumulator with dry nitrogen. If the ???



Although any inert gas can be used to pre-charge the accumulator, we recommend to use high purity dry nitrogen gas only for pre-charge. Never use shop air or oxygen to avoid any risk of explosion. Accumulators are normally ???



Inside the Accumulator is a bag called a bladder, which separates the oil side from the gas side. Nitrogen gas is sealed in the bladder, and when the hydraulic pump is driven and the hydraulic pressure rises above the nitrogen gas ???

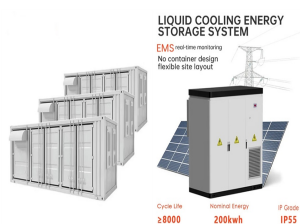


Bag, Membrane, Piston accumulators. In bag and membrane accumulators, these are blocked in the body and inflated with nitrogen at a pressure determined according to the work to be carried out and to the application. In piston ???




When an accumulator is used for volume purposes, such as to apply a brake in the event of a power failure, to supplement the output of a pump, or to maintain a constant system pressure, most manufacturers recommend a ???

NITROGEN BAG ACCUMULATOR PRESSURE




An account of how an accumulator works, the importance of accumulator pre-charge pressure, and calculating accumulator pre-charge in the TechMinute series. Watch on for more. The store will not work correctly in the ???



Accumulator bottles contain nitrogen stored under high pressure. They are used on rigs as a backup in case a borehole needs emergency sealing and the blowout preventer (BOP) operating system fails. Depending on the rig, they are ???



The inflation pressure must be determined in order to avoid the complete discharge of the accumulator during the work cycle. generally this is set at 90% of the minimum operating pressure and in no case less than 1/5 of the maximum ???



Release any pressure at the accumulator inlet. Most accumulators have a dump valve that can be opened to drain oil to the tank. The first indication of this is an increase in the pre-charge pressure when no nitrogen ???



Where: D is the discharge volume; P 1 is the accumulator charge pressure; P 2 is the discharge pressure; P 3 is the system pressure or max pressure the accumulator is charged to and; V is the accumulator total usable ???



This pressurized oil will move to the accumulator and will increase the nitrogen pressure. So, this nitrogen inside the accumulator will work as a cushion. You have dampened the system using an accumulator. You have a bladder bag. ???

NITROGEN BAG ACCUMULATOR PRESSURE




The purpose of the Nitrogen Booster is to load the accumulators (individually or in the HPU) with nitrogen at preloading pressure, transferring it from the cylinder to the accumulator; the minimum pressure in the cylinder should be 20 bar.



p_0 = Precharge pressure: The original gas pressure before any hydraulic fluid is stored in the accumulator. p_1 = Minimum pressure: The lowest hydraulic pressure requirement of the system. p_2 = Maximum pressure. The ???



Figure 3: Bladder Accumulator with compressed gas and bag. The pressure of oil is higher than the pressure of gas filled in the gas bag. Due to this pressure difference the oil will compress the gas bag. This is shown Figure 3. ???



Use our online tool to check the nitrogen charge of your hydraulic accumulator quickly and reliably. Calculate the pre-charge pressure for the accumulator's current temperature or for a ???