


# OUTPUT PRESSURE CONSTANT ACCUMULATOR



How does a controllable accumulator store hydraulic energy? When the supply pressure is larger than the gas chamber pressure, the controllable accumulator will store the hydraulic energy by compressing the gas and this charging mode about controlling the precharge pressure is demonstrated in section 4.1.



Why do weight-loaded accumulators provide a constant pressure during discharge? Weight-loaded accumulators provide a (nearly) constant pressure during discharge since they store potential gravitational energy within a vertically moving mass, as illustrated in Figure 1. FIGURE 1. Weight-loaded accumulator: (A) uncharged and (B) charged.



How is pressure controlled in gas-loaded accumulators? As a general rule, pressure control in gas-loaded accumulators is carried out through a variable orifice, where  $C_c$  in Eq. 5 continuously changes, which implies energy dissipation. Proportional valves can be used to this end, as illustrated in Figure 5.




What is an accumulator and how does it work? An accumulator can compensate for temperature-related pressure differences in a closed hydraulic system. Accumulators minimize the effect of pressure changes by adding or reducing the amount of fluid in a circuit. Faster response.




How does a controllable accumulator work? The output flow is determined by the gas chamber pressure, which is inappropriate for the hydraulic system with complex working condition. In the controllable accumulator, the main accumulator is charged from 45 bar to 300 bar in the charging process.

# OUTPUT PRESSURE CONSTANT ACCUMULATOR



What is hydraulic accumulator? Hydraulic accumulator is widely applied in various transmission systems for improving system performancesuch as installed power reduction,pressure variation absorption and energy efficiency improvement.




In such cases, users often shut down the system to save energy. An accumulator can maintain constant pressure even if fluid slowly leaks internally past piston seals or valve clearances. Only when circuit pressure ???



The base pressure is 14.15 psig, and the pulse is 76.9 cubic inches. If the pressure fluctuation is calculated using the isentropic pressure formula, the result is: It is important to remember to add 14.7 psi to convert ???



A pressure-compensated pump may be able to supply hydraulic power at a relatively constant pressure in the face of flow demand changes that can suddenly increase from zero to maximum, and vice versa. Then again, it ???



In this paper, we design a constant pressure hydraulic accumulator (CPHA) using a cam mechanism which can maintain pressure in a constant value and achieve a higher energy ???

# OUTPUT PRESSURE CONSTANT ACCUMULATOR



Accumulators can also immediately meet peak flow requirements; help keep pressure constant in systems using variable-displacement pumps; and provide force compensation in continuous processes, such as rolling materials ???



The accumulator also helps in maintaining a constant pressure in the system, absorbing pressure shocks, and reducing pulsations that may occur due to the varying demand of hydraulic fluid. ???



An analysis of the energy density revealed that the constant pressure accumulator provides a 16% improvement in energy density over a conventional accumulator at a volume ???



The accumulator provides the flow capacity to keep the system pressure more constant, leading to a far more reliable system response. If you are trying to dampen pulsations and reduce noise from the pump, you might ???



Pressure self-locking function, under the condition of setting the driving air pressure, the output pressure is constant. With a 316L buffer accumulator to effectively reduce the outlet pulse and facilitate the customer ???