

RATED VOLTAGE OF 35KV ENERGY STORAGE MOTOR



Battery Energy Storage. Solar. Wind. Railways & Metro. Aerospace. Chemicals. Back-Up R-Rated Medium Voltage Fuse 5.5 kV DIN Mount Motor 4R Visual Indicator high interrupting rating fuses, intended for the short circuit protection of medium voltage motors and motor controllers. This product range offers North American R-Rated performance



Advanced Energy offers low power and ripple high voltage power supplies up to 35 kV. Up to 35KV. Active. Advanced Energy offers versatile, high voltage products delivering reliable performance for a variety of high voltage applications. These products can meet the demanding multiple output requirements of SEM, and applications including



VSG-C/24 type Side installation Indoor high voltage vacuum circuit breaker used spring to storage energy. The operating mechanism can be operated by two ways, by manual and electromotive operation, The characteristics is according with GB1984-2003 High Voltage AC Circuit Breaker, JB3855-1996 3.6-4.5KV Indoor AC High Voltage AC Circuit Breaker and IEC standard 62271 ???



storage motor model is HDZ-22060B, rated voltage is 220 V, energy storage time under rated voltage is less than 15 seconds. The piezoelectric sensor (CK 8 605) with the frequency range



Rated voltage of windings kV ??? HV ??? LV 35 10 7 Maximum operating voltage HV, kV 40.5 8 Diagram and connection group of windings D /Yn -11 9 Rated frequency, Hz 50 10 Number of phases 3 11 Short-circuit voltage, %, not more 7.5 12 No-load current, % 13 No-load losses, kW, not more According to the regulations on eco-

RATED VOLTAGE OF 35KV ENERGY STORAGE MOTOR




%PDF-1.3 %??????? ??AE 5 0 obj /Length 6 0 R /Filter /FlateDecode >>
stream x ?X?"?AE }?Wt ? m ???;@?9???? 1/2 q)"??8U?" IX,P,,?|R 3/4



Our high-voltage disconnectors and earthing switches combine state-of-the-art technology with the highest quality standards for a voltage range from 36 kV to 800 kV. Energy Storage Products Circuit breakers Compressors Control systems Voltage range from 36 kV to 800 kV; Rated current up to 5000 A (80 kA ??? 1 s)



Calculation of MCOV & rated voltage of surge arresters: The calculations involved in determining the MCOV and rated voltage as well as selected values in utilities are given in table 3 for reference. Conclusion. The system grounding configuration determines the overvoltages that can occur during a fault to ground.



The voltages for three phases, 50 Hz motors are: 415 V, 3.3 kV, 6.6 kV and 11 kV. As per Motor voltage ratings are defined by NEMA MG 1, Motors and Generators (Ref. 1), and ANSI C50.41, Polyphase Induction Motors for Power Generating Stations (Ref.2). According to ANSI C50.41, Section 6.3, preferred voltage ratings are as follows: 460V; 2300V; 6600



The standard aims to consolidate AC and traction voltages within the industry and defines the following bands: band 1 - A.C. systems 100 V to 1000 V band 2 - A.C and D.C traction systems band 3 - A.C. systems above 1 kV to 35 kV band

RATED VOLTAGE OF 35KV ENERGY STORAGE MOTOR



General guidelines on the preparation of a functional specification for a solid-state electronic shunt device used to compensate voltage fluctuation are provided in this guide. Devices rated medium voltage (1 kV to 35 kV) are covered in this guide. In general, these devices contain: an inverter, a rectifier or dc converter, an energy storage device, and a coupling ???



With the global trend of carbon reduction, high-speed maglevs are going to use a large percentage of the electricity generated from renewable energy. However, the fluctuating characteristics of renewable energy can cause voltage disturbance in the traction power system, but high-speed maglevs have high requirements for power quality. This paper presents a novel ???



The nominal voltage of the electrochemical cells is much lower than the connection voltage of the energy storage applications used in the electrical system. For example, the rated voltage of a lithium battery cell ranges between 3 and 4 V/cell [3], while the BESS are typically connected to the medium voltage (MV) grid, for example 11 kV or 13



Storage motor AC110/220, DC110/220 17 Breaking time of rated voltage 20~50 18 Making time of rated voltage 35~70 19 mm 3 20 Storage time s 15 21 Contact opening distance mm 11 1 22 Contact travel 3~4 23 Contact closing tripping time ms 2 24 Three-phase closing and opening asynchronous 2 25Average opening speed ms 0.9~1.3 26 Average closing



? 1/4 ?. Rated power evaluation guide for 35 kV and below power transformers. ? 1/4 ?. 35 kV??????? ???

RATED VOLTAGE OF 35KV ENERGY STORAGE MOTOR

114KWh ESS



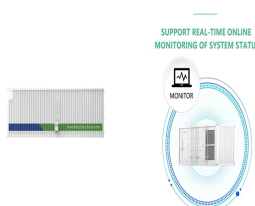
Common sense tells us that the more voltage we have, the more current there'll be. Also, the lower the resistance of the wire, the more current for the same voltage. Actually, this is ohm's law, which is expressed this way in equation form: $e = I \times R$ where, e = voltage in volts I = current in amperes R = resistance in ohms



2 ? The model in Fig. 6a includes a three-phase voltage source with a line-to-line RMS value of 400 V connected to an induction motor model having a rated value and parameters are summarized in Table



???DB31/ 672-2013??? 10 kV35 kV Norm of energy consumption perunit product for power cable with rated voltage 10 kV and 35 kV 10 kV35 kV()??????



Cascaded multilevel converter (CMC)-based energy storage system, which consists of cascaded H-bridge converters and energy storage components, is a promising option to compensate fluctuating



FGSVG series products can enhance power transmission capacity, reduce power loss, compensate reactive power, control harmonics, suppress flicker, stabilize grid voltage, balance three-phase system, change system damping characteristics and improve system stability.


RATED VOLTAGE OF 35KV ENERGY STORAGE MOTOR



Energy storage improves T& D performance by compensating for electrical anomalies and disturbances such as: (A) variations in voltage, (e.g., short-term spikes or dips, longer-term surges, or sags); (B) variations in the primary frequency at which power is delivered; (C) low power-factor (voltage and current



9 ? This article presents a novel approach for regulating a wind energy conversion system (WECS) that features a permanent magnet synchronous generator (PMSG) and an ???



Switchgear and controlgear. In Electrical Systems and Equipment (Third Edition), 1992. 4.1.1 Rated voltage. The rated voltage is the value of voltage used to designate the switchgear and to which is related its operating performance. The rated voltage indicates the upper limit of the highest voltage of systems for which the switchgear is intended.



Descriptive bulletin | ESM Energy Storage Modules 3 An Energy Storage Module (ESM) is a packaged solution that stores energy for use at a later time. The energy is usually stored in batteries for specific energy demands or to effectively optimize cost. ESM can store electrical energy and supply it to designated



Voltage rating. One of the most fundamental ratings assigned to an electric cable is that of voltage rating. The rated voltage of a cable is the reference voltage for which the cable is designed and which serves to define the electrical tests. The rated voltage of a cable is normally expressed by the combination of two values, U_0/U , expressed

RATED VOLTAGE OF 35KV ENERGY STORAGE MOTOR



Product Application Range: Special transformers for wind power, photovoltaic, flywheel, gravity, compressed air energy storage, and pumped storage energy with voltage levels up to 35kV. Product Features:

1. High-Temperature Resistance: Industry-leading high-temperature resistance achieved with DuPont's Nomex insulation system and core seven-level temperature control ???