

STORAGE MODULUS TESTING MECHANISM



What is the complex modulus obtained from a dynamic mechanical test? Equation (7) shows that the complex modulus obtained from a dynamic mechanical test consists of E' and E'' parts. The real (storage) part describes the ability of the material to store potential energy and release it upon deformation.



What is storage modulus in tensile testing? Some energy was therefore lost. The slope of the loading curve, analogous to Young's modulus in a tensile testing experiment, is called the storage modulus, E' . The storage modulus is a measure of how much energy must be put into the sample in order to distort it.



What is a storage modulus? The storage modulus is a measure of how much energy must be put into the sample in order to distort it. The difference between the loading and unloading curves is called the loss modulus, E'' . It measures energy lost during that cycling strain. Why would energy be lost in this experiment? In a polymer, it has to do chiefly with chain flow.



What is the relationship between loss modulus and storage modulus? The lost height can be related to the loss modulus, E'' . This is illustrated in Figure 2. The ratio of the loss modulus to the storage modulus is also the tan of the phase angle and is called damping: Damping is a dimensionless property and is a measure of how well the material can disperse energy.



How are storage and loss moduli measured? Storage (E') and loss (E'') moduli (Fig. 2a) were measured at 5 different logarithmically spaced frequencies ($f = 0.100, 0.316, 1.00, 3.16, 10.0$ Hz), performing $h_0 = 0.3$ m amplitude oscillations around a static $h_s = 3$ m indentation depth 10 (see Methods section for details). Dynamic mechanical analysis results obtained for PDMS.

STORAGE MODULUS TESTING MECHANISM




What is a storage modulus master curve? In particular, the storage modulus master curve presents only one smooth step transition, corresponding to one peak in the loss modulus frequency spectrum, and the behaviour is asymptotic when going to either zero or infinity frequency.



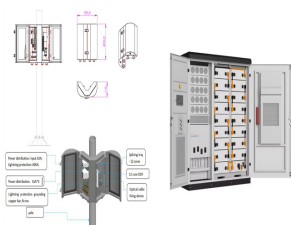
The storage modulus shows a nonlinear trend under all frequencies with the temperature increasing. Furthermore, there is a sharp drop of storage modulus during the temperature interval of 326 K???362 K, called the glass transition region. Before this interval, the modulus shows an almost linear reduction as temperature decreases. However, after



Introduction. Thermoplastic and thermoset solids are routinely tested using Dynamic Mechanical Analysis or DMA to obtain accurate measurements of such as the glass transition temperature (T_g), modulus (G'') and damping ($\tan \delta$). These measurements are used to predict practical use temperatures, impact properties, energy dissipation, stiffness and many other performance ???



Currently, the research on the mechanical properties of rubber-modified asphalt mixtures primarily focuses on small-scale investigations, with insufficient exploration into the performance of rubber particles and their relationship with the mechanism and properties of modified asphalt mixtures. Limited studies have been conducted on large-scale rubber ???



The storage modulus (G_0), loss modulus (G_{00}), and the damping factor ($\tan \delta$) have been analyzed with reference to the effects of ???ber loading, curing systems, and bonding agents over a range of temperature and at varying frequencies. The storage modulus increases with increment in ???ber loading, whereas loss modulus and damping factor decrease.

STORAGE MODULUS TESTING MECHANISM



DMA is used for measurement of various types of polymer materials using different deformation modes. There are tension, compression, dual cantilever bending, 3-point bending and shear modes, and the most suitable type should be selected depending on the sample shape, modulus and measurement purpose.



Decrease the intensity of tan δ or loss modulus Broaden the peak
Decrease the slope of the storage modulus curve in the region of the transition. Turi, Edith, A, Thermal Characterization of Polymeric Materials, Second Edition, Volume I., Academic Press, 18 Brooklyn, New York, P. 529.



When using the storage modulus, the temperature at which E'' begins to decline is used as the T g. Tan δ and loss modulus E'' show peaks at the glass transition; either onset or peak values can be used in determining ???



This research takes MRE in shear mode as an example to test the storage modulus. A shear rheometer equipped with a magnetic field generator is used to measure the storage modulus of MRE samples under different magnetic fields, as shown in Fig. 3 (a). The size of the MRE sample is approximately 20 mm in diameter and 2 mm in thickness.



The relationship between storage modulus, loss modulus, and loss factor $\tan \delta$ with temperature is obtained. Moreover, the damping material is subjected to a frequency sweep test of 0???100 Hz at room temperature, and the relationship between its storage modulus, loss modulus, and loss factor with frequency is obtained.



here. The first, sample S, was relatively stiff, having a storage modulus on the order of MPa; the second, sample C, was very compliant, having a storage modulus on the order of kPa. Instrumentation and Test Method Tests were performed on a G200 using the CSM option, which allows

STORAGE MODULUS TESTING MECHANISM

frequency-specific testing. Both samples were tested

STORAGE MODULUS TESTING MECHANISM



The onset point of storage modulus and the peak of loss modulus were identified at a lower temperature in NET measurements, indicating that the glass transition happened first in this DMA machine. While this event was identified at around 51.6 °C in NET, it was noted at 58.6 °C in PE Set 1, at 56.9 °C in PE Set 2 and at 57 °C in TA.



The lag between stress and strain allows one to further break this down into the storage (E'' or G'') and the loss moduli (E'' or G''). Both are frequency (i.e. strain rate)-dependent. The storage modulus quantifies the ability of a material to store energy elastically, while the loss modulus describes its ability to dissipate energy.



The storage modulus G'' from the data and the SGR model match each other well even up to $\omega / \omega_0 \approx 1/4$ where we cannot expect good agreement. This promising behavior also gives us the interpretation that mechanistically the cytoskeleton possesses a linear log-log relaxation-time spectrum and further that for the storage modulus the cytoskeleton is well modeled by the $\tau^{-1/2}$



Chronological adhesion performance and mechanism of CAHP a Storage modulus (G'') and loss modulus (G''') variation of CAHPs during hydrogel gelation. b Chronological adhesion mechanism of the



6 ? The complex modulus G^* of asphalt consists of two parts, the storage modulus G'' and loss modulus G''' , the storage modulus G'' is a component of asphalt elasticity, and the loss modulus G''' is a component of asphalt viscosity. thus the creep-recovery states gained from this test better simulate the rutting mechanism of asphalt pavement [46]

STORAGE MODULUS TESTING MECHANISM



A simple approach to looking at free volume is the crankshaft mechanism, where the molecule is imagined as a series of jointed segments. From this model, it is possible to simply describe the various transitions seen a polymer. Standard Test Method for Storage Modulus Calibration of DMA: E-2425: Standard Test Method for Loss Modulus




The cracks also accelerate the water absorption and its attack on the interface through the capillarity mechanism (Ho et al., 2013). The storage modulus of the silk/PLA composite is higher than that of the pure PLA because of silk fiber. where E'''' is the storage modulus representing the The test measures a material's complex modulus



E is Young's modulus G is the shear modulus K is the bulk modulus ν is the Poisson number. The figure depicts a given uniaxial Stress Stress is defined as a level of force applied on a sample with a well-defined cross section. (Stress = force/area). Samples having a circular or rectangular cross section can be compressed or stretched.



Time-sweep rheometry measurements of neat LDPE 1840H and stabilized LDPE 1840H with Irganox 1076 at temperatures of 190 and 210 °C showed competing degradation mechanisms between thermal and thermo-oxidative degradations which resulted in a slight increase in storage modulus and a decrease in phase angle (Poh, et al. 2022). Over an ???



The ratio of loss modulus and storage modulus is referred to the loss tangent ($\tan \delta$) or the damping factor of the material. The values of dynamic modulus for polymeric materials are typically in the range of 10^1 to 10^7 MPa depending upon the type of polymer, frequency, and temperature [63]. The storage modulus is related to the Young's

STORAGE MODULUS TESTING MECHANISM



the loss modulus, see Figure 2. The storage modulus, either E'' or G'' , is the measure of the sample's elastic behavior. The ratio of the loss to the storage is the tan delta and is often called damping. It is a measure of the energy dissipation of a material. Q How does the storage modulus in a DMA run compare to Young's modulus?



The modulus of the materials remains below 40 MPa at 240 °C, and this temperature is chosen as the temperature for shape memory deformation. Compared with Fig. 3 (c), the storage modulus of the thermo-cured resin was increased from 2528-3485 MPa to 4235???5229 MPa, and their T_g was increased from 80.1 to 108.8 ??? to 178.2???187.4 ???. The



Therefore, the reported modulus in a DMA test is defined as E' . The relationship between these moduli is based on equation (1), where ν is the Poisson's ratio of the material. In general, the Poisson's ratio of polymeric materials ranges from 0.3 to 0.5. Storage Modulus (Pa) G''



The storage modulus G'' characterizes the elastic and the loss modulus G'' the viscous part of the viscoelastic behavior. $\nu = 0.91$) were obtained. This difference between tensile and compression tests could be due to the test setup. While the sample was compressed between the rheometer plates, some hydrogels showed slight moisture leakage



The Elastic (Storage) Modulus: Measure of elasticity of material. The ability of the material to store energy. The Viscous (loss) Modulus: The ability of the material to dissipate energy. Energy lost as heat. Complex Modulus: Measure of materials overall resistance to deformation. Tan Delta: Measure of material damping. Increasing tan dimplies



Age testing was conducted in conjunction with each of the aforementioned test Types to observe the effects of time on the storage modulus and loss modulus of the fabricated samples. Force and displacement amplitude values of the test head were also recorded to shed light on the behavioral

STORAGE MODULUS TESTING MECHANISM

characteristics of the HEMA-based hydrogel sample.

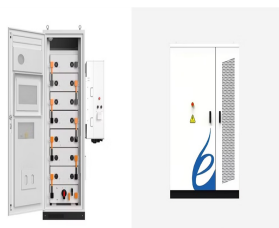
STORAGE MODULUS TESTING MECHANISM



Neither the glassy nor the rubbery modulus depends strongly on time, but in the vicinity of the transition near (T_g) time effects can be very important. Clearly, a plot of modulus versus temperature, such as is shown in Figure 2, is a ???



variability of input raw materials, residual volatile organic content, manufacturing process and storage and aging conditions. The Dahlquist criterion modulus is actually a storage modulus (G''), therefore we have to be very mindful of the timescale in a particular application. For any typical PSA, the application timescale is



The ???rsto these is the "real," or "storage," modulus, de ??? ned as the ratio of the in-phase stress to the strain: $E' = \sigma / \epsilon$ (11)
The other is the "imaginary," or "loss," modulus, de ??? ned as the ratio of the out-of-phase stress to the strain: $E'' = \sigma / \epsilon$ (12) Example 1 The terms "storage" and "loss" can be understood more readily by considering the



The storage modulus is related to elastic deformation of the material, whereas the loss modulus represents the energy dissipated by internal structural rearrangements. a more likely mechanism