

VACUUM CIRCUIT BREAKER ENERGY STORAGE AND RELEASE

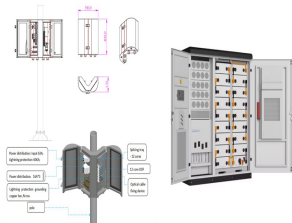



ABB reinvents the circuit breaker - breakthrough digital technology for there is no energy release when the current is interrupted, there is no risk of arc energy exposure. Grid-edge electrical architectures depend on energy storage systems ??? whether they are at a household or industrial scale. To operate reliably, they require protection

Commercial and Industrial ESS

- Budget-Friendly Solution
- Renewable Energy Integration
- Modular Design for Flexible Expansion



3AH4 vacuum circuit-breakers conform to the following the circuit-breaker is tripped automatically. standards: ??? IEC 62271-100 ??? IEC 62271-1 For delayed tripping, the undervoltage release can be combined with energy stores. Closing In the standard version, 3AH4 vacuum circuit-breakers can be remote-closed electrically. They can also be



The core element of Siemens Energy's Blue circuit breaker is the vacuum interrupter unit. This revolutionary technology enables fluorinated gas-free and climate neutral high-voltage power grids. Instead of SF6 used in most high-voltage circuit breakers, Siemens Energy's Blue portfolio combines 80 percent nitrogen and 20 percent oxygen as



Vacuum circuit breaker 7.2kV ??? 17.5kV, 16kA ??? 40kA ??? Email: support.energy@siemens ??? Or via any local Siemens representative. 9229 0025 401 0E 3 2022-08-30 mediate storage. Transport the vacuum circuit breaker to the installation site or storage location in its



Vacuum circuit-breaker. VD4 circuit breakers pdf manual download. Sign In Upload. Charging of the Spring Energy Storage Mechanism. Closing Procedure. Opening Procedure. equipment example Figure 8/2: Undervoltage release and operation area, equipment example Magnet holder, complete Mounting plate Interlock plate for -Y4 41.1 Upper

VACUUM CIRCUIT BREAKER ENERGY STORAGE AND RELEASE



Medium Voltage Vacuum Circuit Breaker Installation and Operation Manual ADVAC Voltage Class (kV) Ir (Amps) Isc (kA) Style Storage Circuit breakers should be installed in their Test, and Connect positions. Press down on the release lever (1) and rotate racking handle (2) clockwise to rack in (toward Connect) and counter clockwise to rack



8 3AH4 Vacuum Circuit-Breakers ? Siemens HG 11.04 ? 2018 Description Construction and mode of operation, standards If constant CLOSE and OPEN commands are present at the vacuum circuit-breaker at the same time, the vacuum circuit-breaker will return to the open position after closing. It remains in this position until a new CLOSE command is



Energy storage systems; Engine solutions; Filtration solutions; Fuel systems, emissions and components The two-step stored energy process is designed to charge the closing spring and release energy to close the circuit breaker. It uses separate opening and closing springs. (in low voltage circuit breakers) and in the vacuum interrupter



In vacuum circuit breakers, vacuum typically at pressures ranging from 10^{-9} to 10^{-6} bar is used as the quenching medium. At such pressures, high dielectric strength can be achieved. The contact separation needed at such low pressures is only 0-20 mm and low energy mechanisms may be employed to operate the contacts through expendables bellows.



Farady, a leading transformer manufacturer, is dedicated to advancing electrical safety and efficiency through innovative products like VB4 Series vacuum circuit breakers (VCBs). This detailed article provides an in-depth look at the basics and configuration of vacuum circuit breakers, highlighting their significance in modern electrical systems.

VACUUM CIRCUIT BREAKER ENERGY STORAGE AND RELEASE



Page 35 Dimensions and weights The dimensions of the vacuum circuit-breaker can be taken from the relevant dimensional drawing. If needed, they can be obtained from your Siemens representative. The weight is indicated on the vacuum circuit-breaker name plate (see Fig. 40), or refer to the associated dimension drawing. Page 36: Ambient Conditions



Medium voltage indoor vacuum circuit breaker with mechanical actuator (spring mechanism) for primary distribution up to 36 kV, 4000 A, 63 kA From our energy, to yours. WATCH THE VIDEO. Related offering. UniSec switchgear. UniGear switchgear New shunt releases for VD4 circuit breaker (en - pdf - Release note) VD4 - New shunt releases



03- MB Rev D 7 CAUTION ? Always follow safe work practices when lifting the circuit breakers to protect the safety of personnel and equipment. ? Always inspect lifting hook for signs of wear or damage before use. ? Do not use a lifting hook that is damaged or worn. ? The lifting device (i.e. hoist, wench) should be suitably rated for lifting the circuit breaker load.



The vacuum circuit breaker realizes breaking in the vacuum tube, and the generated arc is quickly extinguished in the vacuum tube without causing major harm; the molded case circuit breaker (also known as the air switch) can be directly exposed to the air to break, the arc is small, and only needs It is enough to install a phase spacer on the



The new ABB breaker will also improve safety and protection for people and equipment. As there is no energy release when the current is interrupted, there is no risk of arc energy exposure. Grid-edge electrical architectures depend on energy storage systems ??? whether they are at a household or industrial scale.

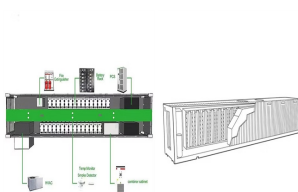
VACUUM CIRCUIT BREAKER ENERGY STORAGE AND RELEASE



Vacuum circuit-breaker ??? 36/40.5 kV Instruction manual Contents 1
Summary 6 6.3.1 Charging of the spring-energy storage mechanism 21
6.3.2 Closing and opening 21 6.3.3 Run-on block 22 7 Maintenance 25 If
the activating relay contact cannot itself interrupt the release coil current 3)
Ambient temperature ??? 55 °C 4)



The basic structure of a vacuum circuit breaker and a vacuum interrupter is explained in figures 4/2 and 4/3. The poles, which are constructed in column form, are mounted on the bracket-shaped rear part of mechanism enclosure 1. The live parts of the breaker poles are located in the insulating material pole



Medium Voltage Vacuum Circuit Breaker Installation and Operation Manual. 2 1VAL050503 -MB Rev D. Prior to storage of the breaker, verification should be made that the breaker is free from shipping damage and is in Test, and Connect positions. Press down on the release lever (2) and rotate racking handle (2) clockwise to rack in



5.4.1 The operating mechanism is of the spring energy-storage type with electric and manual energy storage functions. 5.4.2 When the circuit breaker is working, the energy from the energy-storage spring will be transferred to the link mechanism through the output cam and then to the dynamic contact through the link mechanism.



Vacuum Circuit Breakers (VCBs) have emerged as a preferred choice for a wide range of applications across the electrical engineering landscape, thanks to their distinctive advantages such as high reliability, long service life, and minimal maintenance requirements. Furthermore, the vacuum circuit breaker's minimal arc energy release

VACUUM CIRCUIT BREAKER ENERGY STORAGE AND RELEASE




A vacuum circuit breaker is a type of breaker that utilizes a vacuum as the medium to extinguish electrical arcs. It is employed in high-voltage circuits. vapors depends on the current magnitude during the arcing phase. As the current wave diminishes, the rate of vapor release decreases, and once the current reaches zero, the medium regains



This article introduces Vacuum Circuit Breaker (VCB), highlighting their principle, construction, and operation. VCBs utilize a vacuum as an arc quenching medium, offering superior performance compared to other types. Green Energy Electrical Industry Co., Ltd. Email: sales@green-energy-elec Mobile/Whatsapp: +8613396988128.



DL/T 403 HV vacuum circuit-breaker for rated voltage 12kV to 40.5kV 1-3 Normal operating conditions: The operating mechanism of the circuit breaker is a spring energy storage mechanism. There are closing unit, opening unit composed of one or several coils, auxiliary switch, indicating device and other released to the opening coil of the



breaker. 1 Medium voltage circuit breakers While old medium voltage circuit breakers often used oil as interrupting medium, in modern times vacuum is the preferred medium and is thus almost exclusively used. Essential elements of a breaker include the interrupter unit, the mechanical linkage, and the operating mechanism with an energy storage



11kV Vacuum Circuit Breakers (VCBs) play a crucial role in the protection and control of medium-voltage electrical systems. Here we understand 11kV Vacuum Circuit Breaker (VCB) and VCB Panel in Detail. The same will be further maintained by the release of opening spring energy. Electrical opening. Shunt trip: When supply is given to

VACUUM CIRCUIT BREAKER ENERGY STORAGE AND RELEASE



This study attempted to establish an optimal design and perform dynamic analysis for a spring-actuated cam-linkage composite mechanism in a rated 12 kV, 25 kA vacuum circuit breaker (VCB). The optimal design of the VCB mechanism involves two steps: the first step involves the optimal design of the stiffness of closing springs and the cam profile, based on ???